

Page

[Return](#)

[Page 531](#)

[Page 532](#)

[Page 533](#)

[Page 534](#)

[Page 535](#)

[Page 536](#)

[Page 537](#)

[Page 538](#)

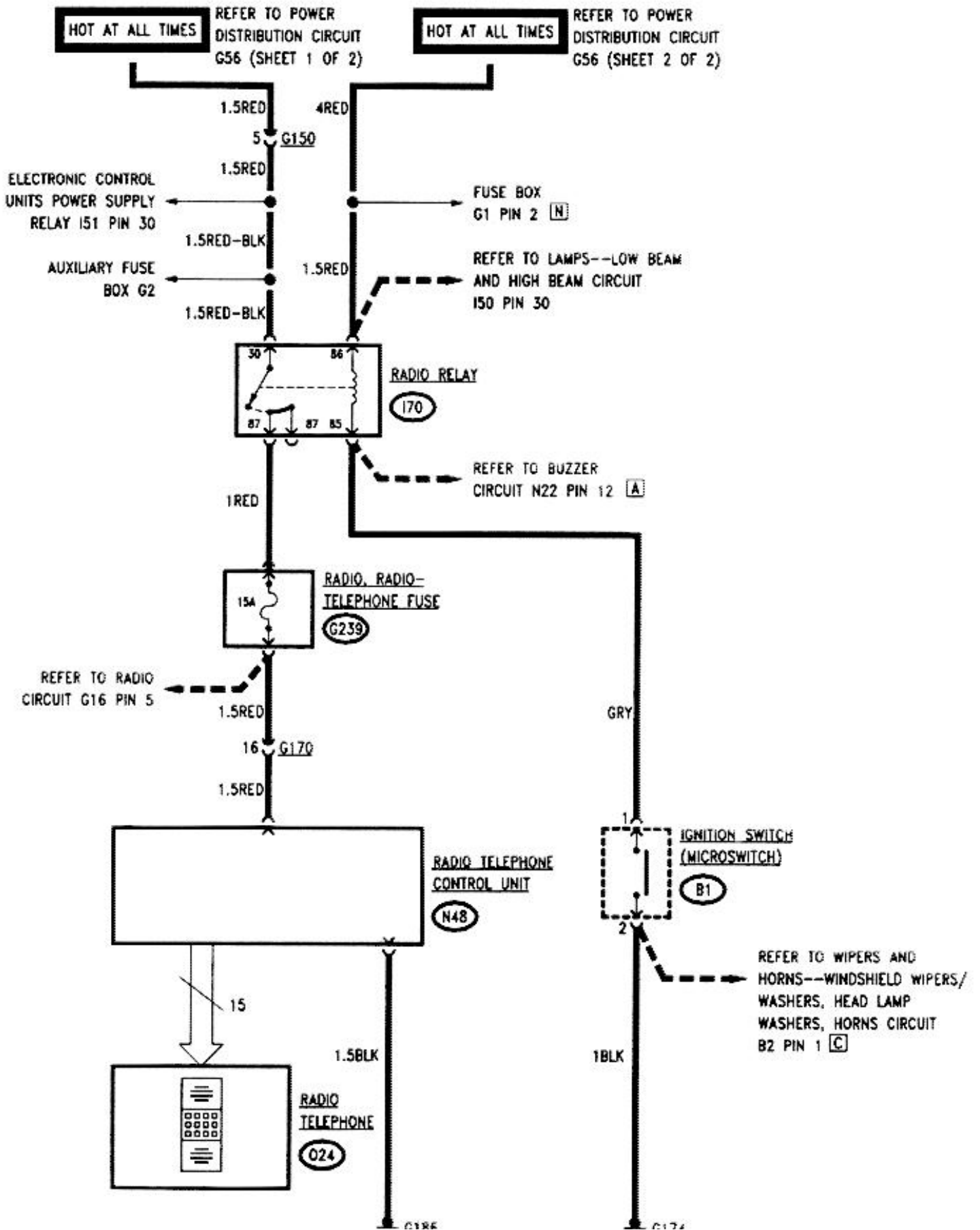
164

TELEPHONE

164

TELEPHONE

TELEPHONE



GENERAL

The vehicle is equipped with a radio telephone located inside the front seats armrest.

A cap on the armrest top side allows comfortable access to the radio telephone.

Use of radiotelephone is possible only when the ignition key is set to "run".

To use the radio telephone when the vehicle is stopped, first turn the ignition key to "run" position, then back to "parking" position and leave it inserted in the ignition switch.

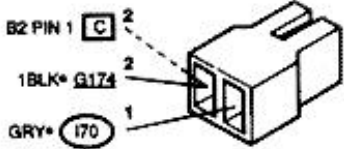
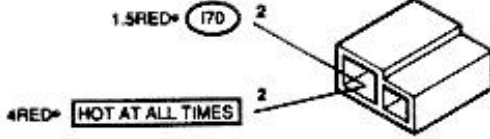
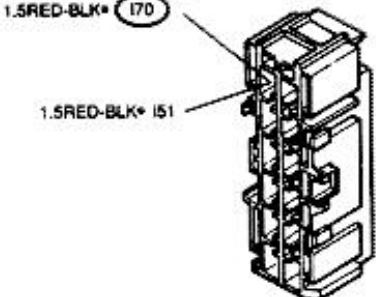
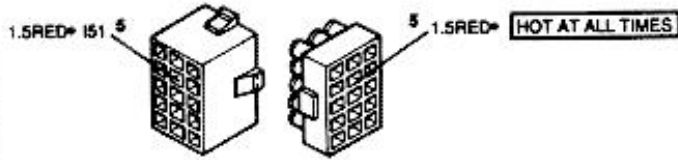
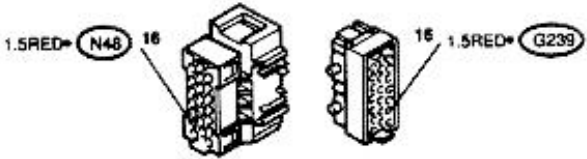

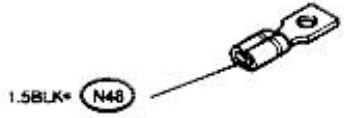
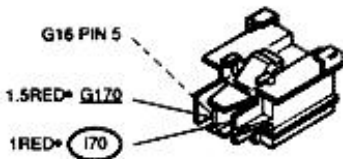
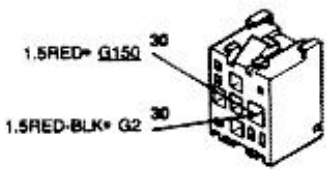
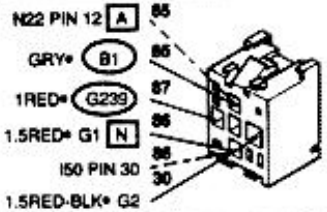
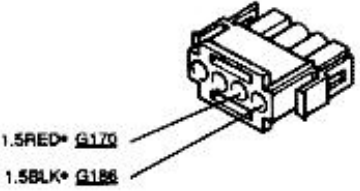
The system is protected by the free fuse **G239** (15A) RADIO, RADIO-TELEPHONE.

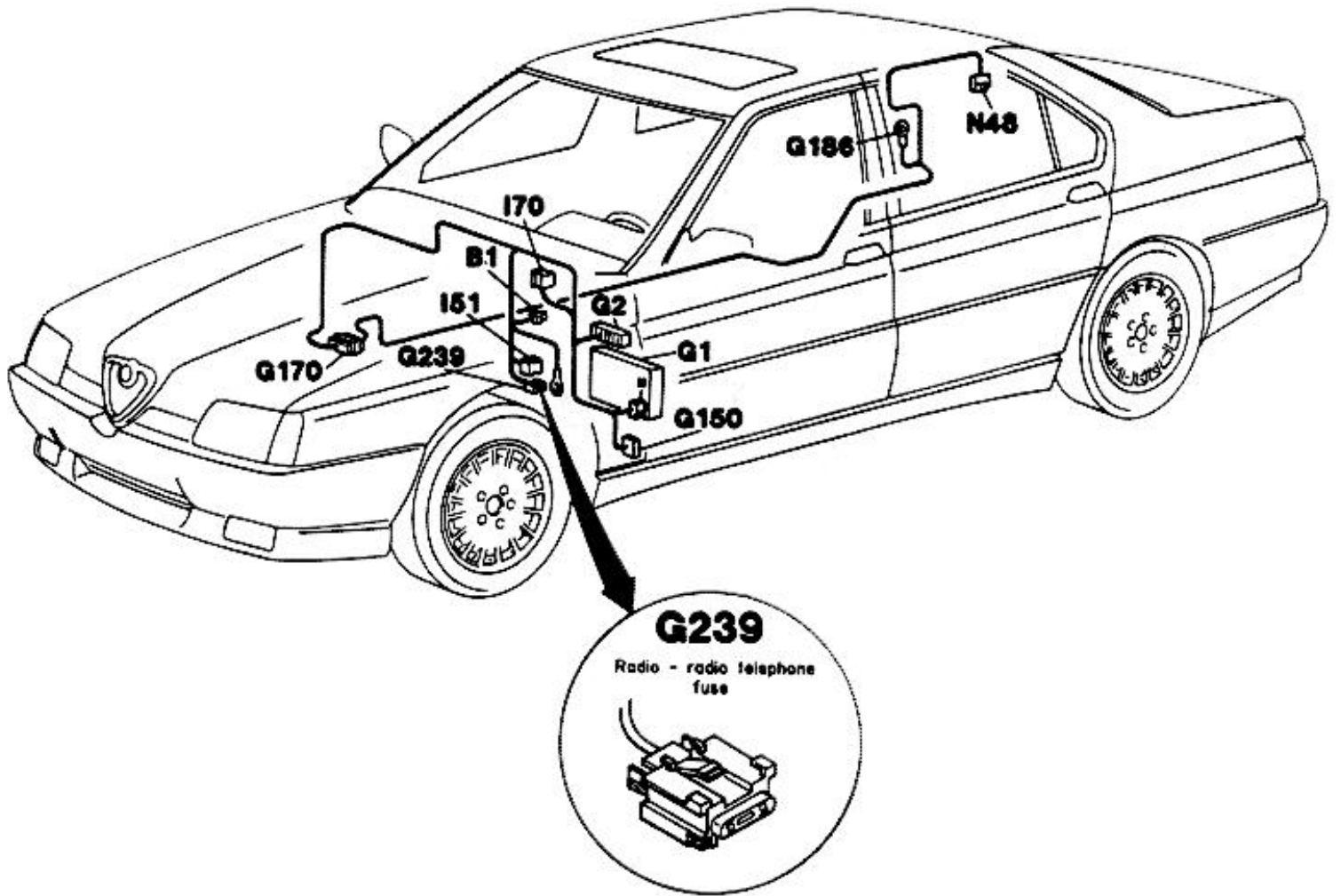
OPERATIONAL DESCRIPTION

12V from the battery are applied to the radio relay **I70**, which becomes energized when the ignition switch (microswitch) **B1** is closed by setting the ignition key to "run" position, or to "parking" position after setting of "run" position.

When relay **I70** is energized, the battery power is applied to the radio telephone control unit **N48** through the free fuse **G239**; the control unit **N48** is also connected to ground point **G186**.

The control unit **N48** monitors the operation of the radio telephone interfacing with a circuit realized with 15 conductors.

<p>Ignition switch</p>	<p>B1</p>	<p>Fuse box</p>	<p>G1 N</p>	
				
<p>Auxiliary fuse box</p>	<p>G2</p>	<p>Connector, circuit board to engine compartment left side wiring</p>	<p>G150</p>	
				
	<p>Connector, circuit board to right rear wiring</p>			<p>G170</p>
				
<p>Steering wheel column support ground</p>	<p>G174</p>	<p>Trunk right side ground</p>	<p>G186</p>	
				
<p>Radio, radio-telephone fuse</p>	<p>G239</p>	<p>Electronic control units power supply relay</p>	<p>I51</p>	
				
<p>Radio relay</p>	<p>I70</p>	<p>Radio telephone control unit</p>	<p>N48</p>	
				



THIS PAGE OF THE SHOP MANUAL WAS BLANK